



# Parent guide to Reception

# Wrens and Robins

# Meet the teachers



Miss Senior



Miss Van Komen



Mrs Rich

# Reception Wrens



---

## Class Teachers

- ❖ Miss Senior – Teacher (Wednesday, Thursday, Friday)
- ❖ Miss Van Komen- Teacher (Monday, Tuesday)

## Teaching Assistants

- ❖ Mrs Smith
- ❖ Miss Knapp

## Key Workers

- ❖ Mrs W

# Reception Robins



---

## **Class Teacher**

- ❖ Mrs Rich (Early Years Lead)

## **Teaching Assistants**

- ❖ Mrs Khan
- ❖ Miss Knapp

# Pick ups and drop offs



At the start of the school day, children in Reception enter through the Early years doors. These can be found to the left of the school building, down the sloped path.

Children are dismissed from the same doors.

**Wrens parents should stand along the sloped path and Robins parents should stand in front of the main doors.**

Children will be dismissed by the class teacher when the teacher can clearly see the child's parent. Children are taught to wait until they hear their name before leaving. Please be patient while we ensure children are dismissed safely.

**It is extremely important that you inform a member of the Early Years team if someone else will be collecting your child.** Your child will NOT be sent out to anyone other than their parents unless we are notified beforehand.

If plans change throughout the day, please contact the school office.

**Drop off in the morning is any time between 8:40 and 8:50am.**

**Pick up is at 3:15pm at the end of the day.**

South Hill Primary School: 'Building Character, Learning Together'  
email: [admin@southhill.herts,sch.uk](mailto:admin@southhill.herts,sch.uk)

# Reception



**Timetable:** This is a sample timetable and it will change from week to week.

Reception Timetable for Week 5- Aut 2							
9.00- 9.10	9.10-9.45	9.30 – 11.10	11.10-1130	11.30-11.45	11.45	1.00	1.10 – 2.45
Register SIGN OF THE WEEK	Phonics groups	Literacy input Literacy groups CIL in and out	PSHE – No Outsiders	Story time (T daily read)	Lunch	Register	ICT Time  Maths input Maths groups  CIL in and out
Register SIGN OF THE WEEK	Phonics groups	Wrens PE Literacy input - Robins Literacy groups CIL in and out	RE – Discovery	Story time (T daily read)	Lunch	Register	singing assembly  Maths input Maths groups CIL in and out
Register SIGN OF THE WEEK	Phonics – red words	Literacy input Literacy groups CIL in and out	Music – Charanga	Story time (T daily read)	Lunch	Register	ICT Time  Maths input Maths groups  CIL in and out
Register SIGN OF THE WEEK	Phonics groups	Robins PE Literacy input - Wrens Literacy groups CIL in and out	Circle Time- South Hill Way	Story time (T daily read)	Lunch	Register	ICT Time  Maths input Maths groups CIL in and out  Library time 2 and 2.30
Register Star of the Week	Phonics groups	Literacy input Literacy groups CIL in and out	Circle time Review of the week	Story time (T daily read)	Lunch	Register	Forest Schools Alternate weeks. Whole class 40 mins.  CIL in and out – Art Focus

# Autumn term topic



In Early Years our learning is based around a different topic each half term. Our first topic is '**All About Me**'.

During this topic we will focus on getting to know each other through lots of activities focusing on ourselves and starting school. Alongside this, we will be encouraging children to talk about their families and their interests. We will be getting to understand our bodies using the five senses and thinking about the importance of keeping healthy.



# Homework



This half term we encourage children and parents to focus on reading as their main home learning.

Daily Read, Write Inc Phonics sessions have begun. Each day a new sound is learnt and a sheet will come home to practise the letter formation. This should be completed at home and **does not** need to return to school.

We will also send home flashcards of sounds learnt each week. These will need to be cut out and kept at home to use. Please use these to practise newly learnt sounds and to begin blending for reading.

Official home learning will begin after October half term and more information will be given nearer the time.




# Reading books



At the start of their reading journey, pupils will have three types of reading books: Prime, Power and Pleasure.

When pupils graduate from the 'Read Write Inc' phonics scheme, they will have two types of books – Power and Pleasure.



**PRIME Books are linked to a RWInc Book that is used in phonics sessions and has matching sounds. These books are essential for decoding and for early reading.**

**POWER Books are levelled by book bands, they are from a variety of reading schemes. These books give a structured approach to children developing their reading further.**

**PLEASURE Books are 'real books' found in the school library and class reading areas.**

# Reading Records



All children will have a book from our whole school reading scheme.

Reading scheme books will each be changed **once a week**. Your child will be allocated a colour group and each colour group will have their own reading day. This information will follow soon.

**Children should have their reading book, reading record and folder in school EVERY day.**

Children's reading abilities will be assessed and reading books sent home in the third week of school. Most children will begin with wordless books for which they simply tell a story of their own, using the pictures.

Please read with your child every day and note this in your child's reading record. A date and signature is fine but you are also welcome to write a comment.



# The South Hill Way





At South Hill, we all follow our behaviour rules '**The South Hill Way**'.

These use '**The 4 R's**' to help us know what behaviour is expected at school and these are based on promoting '**British Values**', which are Democracy, The rules of law, Individual liberty and Mutual respect.

## The South Hill Way



	<h3 style="text-align: center;">Reflect</h3> <ul style="list-style-type: none"> <li>- We listen carefully to everybody.</li> <li>- We value every person equally.</li> <li>- We are responsible for our own progress and learning.</li> </ul>	<p>We follow the British value of:</p> <p style="text-align: center;"><b>DEMOCRACY</b></p>
	<h3 style="text-align: center;">Responsibility</h3> <ul style="list-style-type: none"> <li>- We follow our school and class rules.</li> <li>- We make good choices and learn from our mistakes.</li> <li>- We keep ourselves and others safe.</li> </ul>	<p>We follow the British value of:</p> <p style="text-align: center;"><b>THE RULE OF LAW</b></p>
	<h3 style="text-align: center;">Resilience</h3> <ul style="list-style-type: none"> <li>- We all have the right to express our own opinions and views.</li> <li>- We show respect to everyone, even if we disagree with them.</li> <li>- We have freedom to make our own choices.</li> </ul>	<p>We follow the British value of:</p> <p style="text-align: center;"><b>INDIVIDUAL LIBERTY</b></p>
	<h3 style="text-align: center;">Respect</h3> <ul style="list-style-type: none"> <li>- We value our different background and beliefs.</li> <li>- We are polite and have good manners.</li> <li>- We help others to learn and to fulfil their potential.</li> </ul>	<p>We follow the British value of:</p> <p style="text-align: center;"><b>MUTUAL RESPECT</b></p>

# The South Hill Way



Working alongside, 'The South Hill Way' is our **behaviour model** which details possible rewards and consequences for expected and unexpected behaviour.

**In Reception our behaviour management is age appropriate and takes into consideration all children's different stages of development.**



South Hill Behaviour Model

<u>Expected Behaviours</u>		<u>Unexpected Behaviours</u>	
Following The South Hill Way Being Kind and Caring Showing Respect Having the right equipment Taking responsibility Listening Honesty	Sitting appropriately Taking Turns Displaying good manners Walking when inside Following class rules	Physically hurting Swearing Spitting Unkindness Disrupting learning Being Rude Refusal to follow instructions	Damaging school property Wandering around Passing notes Racist/Homophobic language Stopping yourself or others from learning
<u>Incentives</u> Stickers Certificates Extra golden time Class rewards House Points Extra break time Head Teacher Award Speaking to Parents	<u>Teaching</u> Modelling behaviour Conversation Verbal/ Specific Praise Reminder of expectations PSHE/Zones/Circle time Catch the Good	<u>Consequence</u> Time away (reflection) Minutes off: Break/Lunch/Golden Time Time in another class Catch up missed work (At Home/break time) Speaking to Parents Speaking to Senior Leader	<u>Teaching</u> Conversation Restorative conversation Modelling Social stories/Comic strip conversations Reminder of expectations Verbal Warning PSHE/Zones/Circle Time

# Communication



In Reception we are lucky to have regular face to face contact with our parents. We are available to answer questions during drop off and pick up times. To keep your children safe please wait until all children are inside school or have been dismissed.

**You will receive regular communications from the school via school emails and newsletters. You can also check for further information on our website.**

To contact the office or a member of the Early Years team via email, please use the address below. The admin team will forward emails on to the relevant staff member directly.

**[admin@southhill.Herts.sch.uk](mailto:admin@southhill.Herts.sch.uk)**

We will be using Class Dojo to share whole school and Early Year news with you. You will be given a login and password. More information is on the next slide.

# Communication



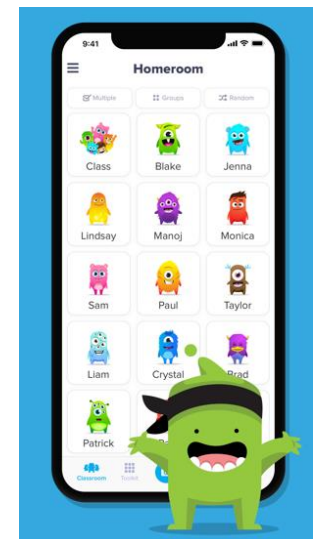

This year, we will use the app '**Class Dojo**' to communicate with parents, as well as **regular school emails, newsletters and information on our website.**

Class Dojo will be used for Year group specific messages and reminders as well as sharing learning and whole school messages.

Please ensure you have downloaded the app.

**Please could we remind all parents that we do not use the messaging function on the app. All messages need to be sent via the school email address:**

**[admin@southhill.Herts.sch.uk](mailto:admin@southhill.Herts.sch.uk)**



# Tapestry – Learning Journals



In Reception we use Tapestry to record significant moments in your child's learning and development. We upload photos, videos and text when your child has had a WOW moment in their learning.

We also encourage parents to engage with Tapestry and upload your own content.

You will have received a form to sign in your starter pack which allows us to create your account and will soon receive an email link to activate this.

Please make sure you activate your account as soon as possible to ensure you are able to see your child's journal.

You may also wish to download the Tapestry App on your smart phone or tablet.

**Please speak to a member of staff if you have any difficulty in accessing your account.**

# Housekeeping



- **Waterbottles** – please could we ask that every child has a named water bottle in school and this is taken home daily to be cleaned and refilled. Juice of any kind is not allowed.
- **PE Kit** – Children come into school in their PE kit on their PE days. Wrens PE day is Tuesday and Robins PE day is Thursday. They will wear their PE kit all day on this day.
- **Fruit snack** – The government provide fruit and vegetables for the children to enjoy during snack each day. Milk is also provided for those who have requested this. Please contact the office for more information if required.
- If your child has a packed lunch please do not include any sweets or chocolate bars.





# How can I help my child at home?



- **Reading-** Ensure your child is reading at least 5 times a week and ask them questions about what they have read to ensure they understand and develop their comprehension skills. Read books to your child and try to use a wide variety of genres and types of book.
- **Verbal feedback-** ask your child about their learning daily and find out about their school day. Ask them what conversations they have had with their class teacher about their learning. Try asking specific questions such as 'What was the best part of your day?'
- **Learning through play-** Use games at home to practice key learning skills. For example, you could ask your child to write a story, act out a play, write a shopping list together, make a model, play a game involving counting or numeracy skills, the possibilities are endless!