

Transition Booklet



Year 5- Oak Class

Welcome to Year 5

Welcome to Year 5! We are very much looking forward to teaching you and have a very exciting year ahead.

Teachers

Your teachers this year are Mrs. Carver and Mrs. Barratt.

Mrs. Carver




Mrs. Barratt



Support staff

Your teaching assistants are Mrs. Woodgate and Mrs. Froozandeh




Our Classroom

Our classroom is on the middle floor **of the KS2 building** at the far end of the corridor. We are called **Oak class**



Our **classroom** looks like this.

Safe spaces – some children have a '**safe space**' outside of our classroom. Please be **respectful** of these areas.



Worry Box – in our classroom, on the shelf by the dictionaries, we have a '**Worry Box**'. If you are **worried** about something, you can put a note or your name in the box and an **adult** will know you need some **help**.

Curriculum

In Year 5, we will be **learning** about so many exciting topics! These will include:

Learning all about the planets including a trip to the Leicester Space Centre!



Learning all about The Vikings and having a themed day!



Learning all about South America and making a fabric bag!



School trips and shows

In Year 5, we will be bringing our learning to life by:

- Having a **Viking Day** where we learn more about foods, how these people dressed, customs and daily life!
- Completing a local area walk and visiting the local River

- Visiting the British Museum



- Visiting the Space Centre in Leicester



Homework

Homework forms an important part of consolidating our learning and getting pupils into good routines for secondary school and beyond.

- **'Learning by Questions'** –

You will be set a homework task once a week using our online platform 'LBQ'. You will have a QR code to access 'LBQ'. This is due in on a **Monday**.




- **'Times Table Rockstars'** –

You will need to use 'TTRS' to practice your times tables regularly.



- **Reading** – Reading is essential to every aspect of learning. You need to read **5 times a week** and record this in your reading journal. In Year 4, you can write this in the book yourself.



- **Spellings** – Each half term, you will be given a spelling list to learn each week. These words will be practiced in school and should also be revised at home. Your weekly spelling test is on a **Friday**.

Important information

- **Water bottles** – You will need a water bottle to bring to school every day with your name on it. We put these in the tray by the sink in our classroom.



- **Lockers and pegs** – You will have a locker to put your school bag in outside our classroom and a peg inside the classroom to put your coat on.



- **PE days** – Our PE lesson is on a Tuesday and a Thursday. Please come to school that day wearing your PE kit.
- **Fruit snack** – You can bring in a pot or piece of fruit/vegetable to have as a snack at playtime.



Timings



Learning starts at **8:40 am** and the **register** is taken at **8:50 am** and you will enter via the **last door** at the far right of the building in the main car park area.

The school day **finishes at 3:20 pm** and you will be picked up in the zones area outside the front of the main school building.



Playtime is at **10:45-11:00am** and lunchtime is **12:15-1:15pm**. At lunchtime, you will go out to play and will be called in to go for lunch **after Year 4**.

Your activity days at playtime and lunch are as follows:

- Football is on a Wednesday
- Basketball is on a Thursday



The South Hill Way

At South Hill, we all follow our behaviour rules **The South Hill Way**.

These use **The 4 Rs** to help us know what behaviour is expected at school and these are based on promoting **British Values**, which are **democracy, the rule of law, individual liberty and mutual respect**.

		<i>'The South Hill Way'</i>			
Reflect	Responsibility	Resilience		Respect	
<small>The 4 Rs - REFLECT</small>  We listen carefully to everybody...	<small>The 4 Rs - RESPONSIBILITY</small>  We follow our school and class rules...	<small>The 4 Rs - RESILIENCE</small>  We all have the right to express our own opinions and views...		<small>The 4 Rs - RESPECT</small>  We value our different backgrounds and beliefs...	
<small>The 4 Rs - REFLECT</small>  We are responsible for our own progress and learning...	<small>The 4 Rs - RESPONSIBILITY</small>  We make good choices and learn from our mistakes...	<small>The 4 Rs - RESILIENCE</small>  We show respect to everyone even if we disagree with them...		<small>The 4 Rs - RESPECT</small>  We are polite and have good manners...	
<small>The 4 Rs - REFLECT</small>  We value every person equally...	<small>The 4 Rs - RESPONSIBILITY</small>  We keep ourselves and others safe...	<small>The 4 Rs - RESILIENCE</small>  We have freedom to make our own choices...		<small>The 4 Rs - RESPECT</small>  We help others to learn and fulfill their potential...	
Democracy	The Rule of law	Individual liberty		Mutual respect	

Extra information for parents

Behaviour Model

Working alongside 'The South Hill Way' is our **behaviour model**, which details possible rewards and consequences for **expected and unexpected behaviour**.



South Hill Behaviour Model

<u>Expected Behaviours</u>		<u>Unexpected Behaviours</u>	
Following The South Hill Way Being Kind and Caring Showing Respect Having the right equipment Taking responsibility Listening Honesty	Sitting appropriately Taking Turns Displaying good manners Walking when inside Following class rules	Physically hurting Swearing Spitting Unkindness Disrupting learning Being Rude Refusal to follow instructions	Damaging school property Wandering around Passing notes Racist/Homophobic language Stopping yourself or others from learning
<u>Incentives</u>	<u>Teaching</u>	<u>Consequence</u>	<u>Teaching</u>
Stickers Certificates Extra golden time Class rewards House Points Extra break time Head Teacher Award Speaking to Parents	Modelling behaviour Conversation Verbal/ Specific Praise Reminder of expectations PSHE/Zones/Circle time Catch the Good	Time away (reflection) Minutes off: Break/Lunch/Golden Time Time in another class Catch up missed work (At Home/break time) Speaking to Parents Speaking to Senior Leader	Conversation Restorative conversation Modelling Social stories/Comic strip conversations Reminder of expectations Verbal Warning PSHE/Zones/Circle Time

Reading books and reading records

At the start of their reading journey, pupils will have three types of reading books: Prime, Power and Pleasure. When pupils graduate from the Read Write Inc phonics scheme, they will have two types of books – Power and Pleasure.

Prime books will be changed weekly . **Your library day is on a Friday**. Pupils can choose a reading book they would like to read from their colour book band.

Pupils are expected to read regularly at home and have their reading record signed by an adult **5 times per week** in their reading record book.



PRIME Books are linked to a RWInc Book that is used in phonics sessions and has matching sounds. These books are essential for decoding and for early reading.

POWER Books are levelled by book bands, they are from a variety of reading schemes. These books give a structured approach to children developing their reading further.

PLEASURE Books are 'real books' found in the school library and class reading areas.

How can I help my child at home?

We would really encourage you to talk to your child regularly about what they have been learning about in school. A good starting point could be:

“Tell me about your day.”

We would also recommend:

- **Reading**- Ensure your child is reading at least 5 times a week and ask them questions about what they have read to ensure they understand and develop their comprehension skills. Read books to your child and try to use a wide variety of genres and types of book.
- **Verbal feedback**- Ask your child about their learning daily and find out about their school day. Ask them what conversations they have had with their class teacher about their learning.
- **Homework routine**- Set a weekly timetable so that your child gets into a good routine of doing homework, including reading, practising their spellings and times tables and completing homework tasks.
- **Learning through play**- Use games at home to practise key learning skills. For example, you could ask your child to write a story, act out a play, write a shopping list together, make a model, show you another way of completing a maths calculation - the possibilities are endless!



South Hill Primary School **School Uniform Policy**

At South Hill School we believe that school uniform can play a key role in providing a sense of belonging and identity. Parents and carers are asked to ensure that pupils follow the School Uniform Policy. We are proud of our pupils and the way they are dressed at school.

Uniform may be purchased online from Mapac, who stock all uniform, including items with the school's crest. Non-branded items may be purchased from a variety of retailers. Please be aware that ordering uniform from Mapac can take up to two weeks.

<https://www.mapac.com/education/parents/uniform/southhillprimaryHP1>

Pre-loved uniform is available from the school/PTA. Please contact the school office.

School uniform for all pupils

- White blouse or white polo shirt (with or without school crest)
- Grey skirt, pinafore or grey trousers
- Bottle green sweatshirt, cardigan or fleece (with or without school crest)
- White, grey or black socks, or grey or black tights
- Footwear: sensible black school shoes (not trainers)

Summer uniform

- Grey shorts
- Green and white striped or checked school dress or playsuit
- Sun hat or cap

Outdoor wear

- Warm, waterproof coat for outdoor breaks and lunchtimes

PE kit for all pupils (to be worn on PE days)

- Green PE T-shirt
- Plain black or green shorts
- Black cycling shorts
- Plain black or green joggers
- School fleece
- Black or white trainers

Forest School

- Wellies or old trainers
- A waterproof coat
- Additional outerwear according to weather (eg gloves, hats, sun hats etc)

Reception and KS1 pupils must have a book bag or rucksack in green or black

KS2 pupils must have a rucksack in green or black

Hair - All pupils with long hair should have their hair tied back

Nail Varnish – Nail varnish is **not** permitted

Earrings – Stud earrings only. No earrings should be worn on PE days. If they are, pupils are responsible for removing earrings or taping them up. No other jewellery to be worn (with the exception of religious artefacts, which must be removed for PE)

Please name all school uniform, so that it can be reunited with its owner if it is mislaid.

Unnamed lost property is regularly displayed outside the KS1 entrance by the hall.

Unclaimed uniform is disposed of at the end of each term.

