



Parent guide to Year 2

Owls and Kingfishers

Welcome to Year 2



Welcome to Year 2! We are very much looking forward to teaching your child and have a very exciting year ahead.


Our school day starts between **8:40am and 8:50am** (rolling start) and pupils in Year 2 enter via the Key Stage 1 door, next to the school hall, Just as they do in Year 1

The school day finishes at **3:15pm** and Pupils are picked up from the area outside the front of the main school building, Year 2 are dismissed from the gates between the dining hall and the school office.

The school calendar can be found here, with important dates for the year ahead:

<https://www.southhill.herts.sch.uk/calendar>

Meet the teachers



Mrs Skinner (KF)

Miss Cason (Owls)

Mrs Masters (KF)

Owls Class are taught by Miss Cason, with Miss Bell as their Teaching Assistant.

Kingfishers Class will be taught by Mrs Masters and Mrs Skinner, with Miss Brightman as their Teaching Assistant.

The South Hill Way



At South Hill, we all follow our behaviour rules **'The South Hill Way'**.

These use **'The 4 R's'** to help us know what behaviour is expected at school and these are based on promoting **'British Values'**, which are Democracy, The rules of law, Individual liberty and Mutual respect.

		'The South Hill Way'					
Reflect		Responsibility		Resilience		Respect	
 <p>The 4 R's - REFLECT We listen carefully to everybody...</p>		 <p>The 4 R's - RESPONSIBILITY We follow our school and class rules...</p>		 <p>The 4 R's - RESILIENCE We all have the right to express our own opinions and views...</p>		 <p>The 4 R's - RESPECT We value our different backgrounds and beliefs...</p>	
 <p>The 4 R's - REFLECT We are responsible for our own progress and learning...</p>		 <p>The 4 R's - RESPONSIBILITY We make good choices and learn from our mistakes...</p>		 <p>The 4 R's - RESILIENCE We show respect to everyone even if we disagree with them...</p>		 <p>The 4 R's - RESPECT We are polite and have good manners...</p>	
 <p>The 4 R's - REFLECT We value every person equally...</p>		 <p>The 4 R's - RESPONSIBILITY We keep ourselves and others safe...</p>		 <p>The 4 R's - RESILIENCE We have freedom to make our own choices...</p>		 <p>The 4 R's - RESPECT We help others to learn and fulfill their potential...</p>	
Democracy		The Rule of law		Individual liberty		Mutual respect	

The South Hill Way



South Hill Behaviour Model

<u>Expected Behaviours</u>		<u>Unexpected Behaviours</u>	
Following The South Hill Way Being Kind and Caring Showing Respect Having the right equipment Taking responsibility Listening Honesty	Sitting appropriately Taking Turns Displaying good manners Walking when inside Following class rules	Physically hurting Swearing Spitting Unkindness Disrupting learning Being Rude Refusal to follow instructions	Damaging school property Wandering around Passing notes Racist/Homophobic language Stopping yourself or others from learning
<u>Incentives</u>	<u>Teaching</u>	<u>Consequence</u>	<u>Teaching</u>
Stickers Certificates Extra golden time Class rewards House Points Extra break time Head Teacher Award Speaking to Parents	Modelling behaviour Conversation Verbal/ Specific Praise Reminder of expectations PSHE/Zones/Circle time Catch the Good	Time away (reflection) Minutes off: Break/Lunch/Golden Time Time in another class Catch up missed work (At Home/break time) Speaking to Parents Speaking to Senior Leader	Conversation Restorative conversation Modelling Social stories/Comic strip conversations Reminder of expectations Verbal Warning PSHE/Zones/Circle Time

Working alongside, 'The South Hill Way' is our **behaviour model** which details possible rewards and consequences for expected and unexpected behaviour.

Our Curriculum

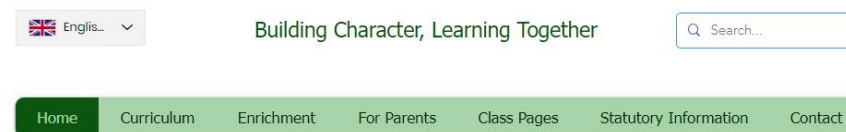


At South Hill, we follow the '**National Curriculum**', and our 'Curriculum offer' is detailed on our school website:

<https://www.southhill.herts.sch.uk/our-curriculum>

There are many useful pages which detail our School Curriculum in each subject as well as an introduction to each Year group:

<https://www.southhill.herts.sch.uk/year-2>



Class Page Quick Links:



Prospective Parents Information 2023

Home/School Agreement 22-23

Newsletter 30.06.23

Home Learning Ideas

Headteacher Challenge Homework



Communication



This year, we will continue to use the app '**Class Dojo**' to communicate with parents, as well as **regular school emails, newsletters and information on our website. Please do ensure your email address and contact details are up to date with the school office.**

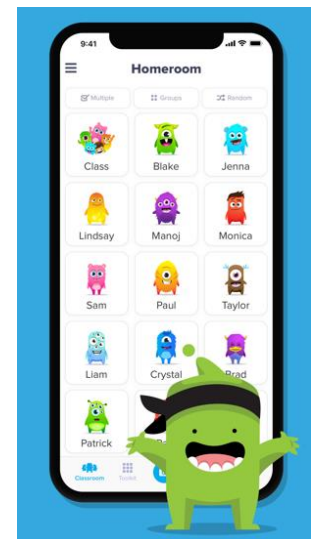

Class Dojo will be used for Year group specific and whole school communication messages and reminders, as well as sharing learning and whole school messages once a week.

Please ensure you have downloaded the app. Please contact the school office if you need an access code.

Please could we remind all parents that messaging function on the app is not regularly monitored and therefore all messages, of a pastoral nature, need to be sent via the school email address please:

admin@southhill.Herts.sch.uk

South Hill Primary School: 'Building Character, Learning Together'
email: admin@southhill.herts,sch.uk





At South Hill School we believe that school uniform is advantageous to self-discipline, social cohesion and wellbeing. All parents, carers and pupils are requested to ensure that all pupils follow the school dress code. We are very proud of our pupils and of the way they are dressed at school.

Uniform may be purchased online from Mapac who stock all uniform including items with the school's crest. Non-branded items may be purchased from a variety of retailers. Please be aware that ordering the uniform can take up to two weeks.

<https://www.mapac.com/education/parents/uniform/southhillprimaryHP1>

Second-hand uniform is available from the school/ PTA. Please contact the school office.

School Uniform for all Pupils (required)

- Bottle green fleece/Bottle green sweatshirt/ cardigan (with or without school crest)
- White blouse or white polo-shirt (with or without school crest)
- Grey skirt/ pinafore/ grey trousers
- White/ grey/ black/ green socks or tights
- Footwear: Sensible black school shoes not trainers (no lights or toys)



Warm Weather Uniform

- Short sleeved polo shirt or blouse (with or without school crest)
- Grey shorts
- Green and white striped or checked school dress/ playsuit
- Sun hat/ cap



Outside wear

- Coat or jacket for outdoor break and lunchtimes

P.E. kit for all pupils (to be worn on PE days)

- Green sports T shirt
- Bottle green shorts (summer uniform)
- Plain black/ green joggers & plain tracksuit top/ school jumper/fleece (winter uniform)
- Black or white trainers
- Football shirts are not to be worn



Forest school

- Wellies/ old trainers
- A waterproof coat
- Appropriate clothing according to weather (gloves , hats, sunhats etc)



Swimming (Year 4)

- Towel
- Trunks/swimsuit (one piece not bikini)
- Goggles
- Swimming hat
- Carrier bag/water proof bag

All KS2 pupils must also have rucksack in green/ black (SH logo ones are available from the uniform suppliers)

All Reception and KS1 pupils must also have a book bag/ rucksack in green/ black (SH logo ones are available from the uniform suppliers)

Hair - All children with hair below the shoulder should have their hair tied back using green/ black hair accessories.

Nail Varnish – Nail varnish is not permitted.

Earrings – Stud earrings only. No earrings for PE. They must be taken out or taped for PE by the pupil.

No other jewellery to be worn (with the exception of religious artefacts which must be removed for PE).

ALL ITEMS MUST BE MARKED WITH THE OWNER'S NAME. LOST PROPERTY IS COLLATED IN SCHOOL AND WILL BE DISPLAYED TERMLY OUTSIDE BEFORE BEING DISPOSED OF



School Uniform



Our School Uniform policy can be found here and on our school website.

Homework



The Pupils will be given a 'pick and mix' homework grid at the beginning of each half term in their homework books.

Please choose one activity to complete each week and write the task they have completed against the week number. The Pupils will be expected to hand in their homework books each **Monday** so that the class teacher can check that homework has been completed. The class teacher will issue a Gold, Silver or Bronze homework certificate and feedback comment via 'Class Dojo'.

Pupils will also be given **spellings** to learn on a Wednesday, ready for a test the following Wednesday. We also expect them to practice times tables at home regularly using the app '**Times Table Rockstars**', as well as **reading** at least five times per week.

Year 2 Home Learning – Spring term 2



- In Year 2, we expect pupils to:
- Read 5 times a week and get their 'Reading record' signed 5 times a week.
 - Listen to a story beyond their own reading ability on the other days.
 - Spend time practising the 2s, 5s and 10s multiplication and division facts
 - Practise spellings daily in preparation for a spelling test every Wednesday

HOMEWORK IS DUE IN ON A MONDAY PLEASE

Compulsory tasks – this tasks must be completed		
ENGLISH - This half term, we are visiting the Roald Dahl museum. Please write a book review of a Roald Dahl book you have read.		
MATHS - Target maths sheet 38 – missing number problems. Please choose your own challenge and complete A, B or C. Please ask a parent/guardian to mark this using the answer sheet provided.		
SCIENCE - To link to our Science Day, please design a poster, A4 or A3 size on the theme 'Connections'. Here are a few ideas but any link to 'connections' is fine:		
Connections between human actions and climate change	Connections within the human body/skeleton	Connections to different people in your life
Connections between animals - food webs/food chains	Connections between the Earth and space	Connections between parts of the water cycle
Show what happens when different materials connect e.g. vinegar and bicarbonate of soda		
Pick and mix tasks – pick 3 of these tasks to complete		
• PSE – This term, we are refreshing our knowledge of the 'Zones of regulation'. Design a poster to promote them.		
• DT – We are learning about moving pictures at school. Can you make your own moving monster? For example, it could have arms and legs attached with paper fasteners or a mouth that moves.		
• HISTORY – Find out 5 interesting facts about Mary Seacole and/or Florence Nightingale.		
• PE – Make up a dance to your favourite piece of music.		
• WELLBEING – Talk to an adult at home about something you have done this week to make yourself proud. What did you do? How did it make you feel? Why are you so proud?		

Homework will be checked weekly by your class teacher and marked as a 'whole project' half termly. Feedback and 'virtual' certificates will be given via Class Dojo.


Task	Completed
Maths	
English	
Science	
Pick & mix	
Pick & mix	
Pick & mix	

Reading books



At the start of their reading journey, pupils will have three types of reading books: Prime, Power and Pleasure.

When pupils graduate from the 'Read Write Inc' phonics scheme, they will have two types of books – Power and Pleasure.



PRIME Books are linked to a RWInc Book that is used in phonics sessions and has matching sounds. These books are essential for decoding and for early reading.

POWER Books are levelled by book bands, they are from a variety of reading schemes. These books give a structured approach to children developing their reading further.

PLEASURE Books are 'real books' found in the school library and class reading areas.

Reading Records



Most pupils in KS1 will have three books; one PRIME book, one POWER book from our whole school reading scheme and one book for PLEASURE.

POWER books will be changed on a **Monday**. PRIME books will be changed on a **Friday**. Pupils who graduate RWInc will receive 2 POWER books, one changed on a Monday and the other on a Friday and no PRIME book. PLEASURE books will be changed during our class library time, for Owls this is a Monday and for Kingfishers it is on a Tuesday,

Pupils are expected to read regularly at home and have their reading record signed by an adult **5 times per week** in their reading record book. They receive a stamp and 5 housepoints when the r home.

In class, Pupils will participate in regular reading Activities with their class teacher and TA and this will be shown by a stamp and/or short comment in their reading record.



Housekeeping



- **Waterbottles** – please could we ask that every child has a named water bottle in school and this is taken home daily to be cleaned and refilled.
- **PE Day** – Pupils need to wear their PE kit to school please on their PE day. This is:
 - Tuesday and Wednesday for Kingfishers
 - Thursday and Friday for Owls
- **Fruit snack** – Pupils are welcome to have a free piece of fruit in KS1 or they can bring in a pot or piece of fruit/vegetable to have as a snack at playtime.



How can I help my child at home?



We would really encourage you to talk to your child regularly about what they have been learning about in school. A good question to ask is:

“Tell me about your day.”

We would also recommend:

- **Reading-** Ensure your child is reading at least 5 times a week and ask them questions about what they have read to ensure they understand and develop their comprehension skills. Read books to your child and try to use a wide variety of genres and types of book.
- **Verbal feedback-** ask your child about their learning daily and find out about their school day. Ask them what conversations they have had with their class teacher about their learning.
- **Homework routine-** Set a weekly timetable so that your child gets into a good routine of doing homework, including reading, practicing their spellings and times tables and completing homework tasks.
- **Learning through play-** Use games at home to practice key learning skills. For example, you could ask your child to write a story, act out a play, write a shopping list together, make a model, show you another way of completing a maths calculation- the possibilities are endless!