




The Year 1 Phonics Screening Check.

What is Phonics?

- ❑ Children are taught to read by breaking down words into separate **sounds** or 'phonemes'. They are then taught how to **blend** these sounds together to read the whole word.



My Sound Mat



Maisie, mountain, mountain



Around the apple and down the leaf



Slither down the snake



Around the dinosaurs bottom and up to his neck



Down the tower, across the tower



Down the insects body and a dot for his head.



Down Nobby and over his net



Down the pirates plait and around the pirates face



Round the girls face, down her hair and give her a curl



All around the orange



Curl around the caterpillar



Down the kangaroo's body curl his tail and leg



Down and under the umbrella, up to the top and down to the puddle



Down the laces, over the toe and to the heel



Down the stem and draw the leaves

My Sound Mat



Slice into the egg, go over the top, then under the egg.



Down the long leg



Down the horses head to his hooves and over his back



sh says the horse to the hissing snake



Down his back then curl over his arm



Down his body curl and dot



Down the wing up the wing



Down a horn, up a horn and under the yak's head



Down up, down up



The princess in the tower is saved by the horse, thank you!



Zig, zag, zig



The horse sneezes when the caterpillars hairs get up his nose ch-ch-choo



The queen never goes out without her umbrella



Down the arm and leg, repeat the other side



Thing on a string

My Sound Mat



I think I stink



May I play?



What can you see?



Fly high



Blow the snow



Poo at the zoo



Look at a book



Start the car



Shut the door



That's not fair



Whirl and twirl



Shout it out



Toy from a boy



Cup of tea



Spoil the boy

My Sound Mat



Make a cake



Nice smile



Phone home



Huge brute



Yawn at dawn



Nurse with a purse



A better letter



Brown cow



Snail in the rain



Goat in a boat



Chew and stew



Fire fire



Hear with your ear



Sure its pure




Care and share



What is the Screening Check?

- ❑ The National phonics screening check is a statutory assessment that was introduced in 2012 by the government for Year 1 pupils. It is a quick and easy check of your child's phonics knowledge.
- ❑ The focus of the check is to provide evidence of children's decoding and blending skills, not to test their vocabulary.
- ❑ Every Year 1 child in the country will be taking the **statutory** phonics screening check in the same week.

What will the children do?

- The test is estimated to take 4 to 9 minutes to complete
- Pupils will be asked to 'sound out' a word and blend the sounds together. e.g. d-o-g – dog 
- The check will consist of 20 real words and 20 non-words
- Children will be told if the word is a real or 'alien' word, with a corresponding alien image.

Examples of words

in

ot




at

vap



beg

osk



sum

ect



How will it be administered?

- ❑ Teachers will conduct all of the screening checks with the children;
- ❑ The children will complete the check one to one in a quiet area of the school;
- ❑ We are not permitted to indicate to the children at the time whether they have correctly sounded out and / or blended the word.



And the results...?

- ❑ South Hill will be scored against a national standard
(yet to be determined by DfE)
- ❑ We will inform you of whether they fall below or within this standard.
- ❑ If your child's score falls below the national standard they can re-take the Phonics Screening Check in year 2.



When will it happen?

- ❑ The screening (challenge!) will take place in June.



How can you help?

Complete the homework tasks on your phonics grid.

Play the games in the packs available on the website.

Children can practise their phonics by playing games online.

The children particularly like -

- * Buried Treasure
- * Poopdeck Pirates
- * Picnic on Pluto



How can you help?

REMEMBER: Phonics is not the only way you become a good reader. Continue to read with your child each night and encourage them to:

- Sound out, re-read to check it makes sense, and use pictures for clues.
- Ask questions about the book;
- And most importantly **ENJOY READING!**



Questions?





<https://www.gov.uk/government/publications/phonics-screening-check-sample-materials-and-training-video>